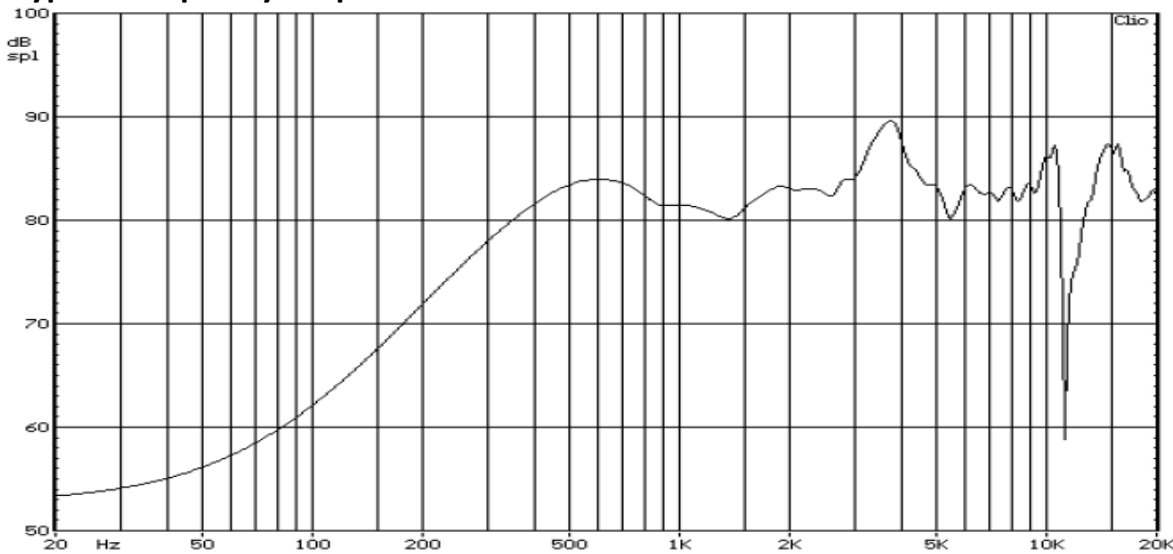


MAIN APPLICATION	TYPE	MAGNET	
Telecom	40mm	Material	Magnet Size (Round)
		NdFeB	Ø12.5x2mm


ITEM	SPECIFICATIONS	VALUES	TEST CONDITIONS
1	Dimensions	Ø40mm	per mechanical Drawings
2	Impedance	4Ω ±15%	at 1kHz / 1.0V
3	Nominal Power	2.0 Watt	
4	Max Power	4.0 Watt	
5	Resonant Frequency	350Hz ±20%	at 1.0V
6	Sensitivity (S.P.L.)	82dB ±3dB	at 1W/1m average .6/ .8/1.0/1.2kHz
7	Frequency Response	170Hz to 15KHz	at 1W/1m
8	THD	5% max	at 1W/0.5m at 1.0kHz
9	Storage Temperature	-40°C to +70°C guaranteed range for transportation & storage	
10	Polarity	Membrane move forward when positive DC is applied to the '+' terminal	

ITEM	TEST	TEST CONDITIONS	RESULT
11	Rub & Buzz	Rated Power Sin wave (speaker frequency range)	No Buzzes or Rattles.
12	High Voltage Resistance	100VAC / 1mn between terminals and frame.	Must be normal
13	Insulation Resistance	100VDC between terminals and frame.	≥ 1MΩ
14	Load	White Noise at Rated Power for 96h	After 1 hour of rest at room ambient conditions, speakers must meet specs items 2, 5, 6.
15	High Temp.	+70±3°C for 96h (random 20%-50%RH)	
16	Low Temp.	-25±3°C for 96h (random 20%-50%RH)	
17	Humidity	+40±3°C ambient and 90%RH for 96h	

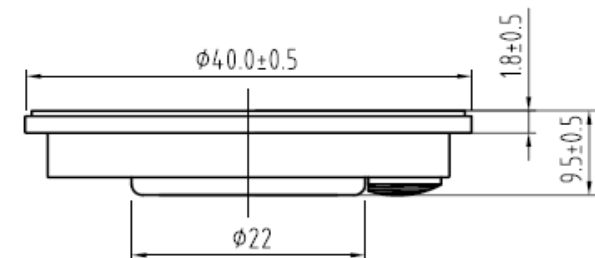
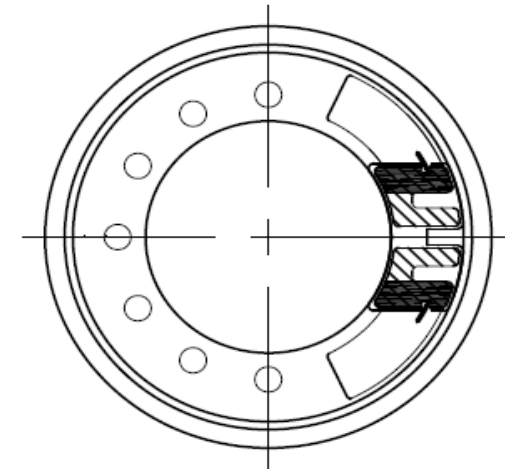
Typical Frequency Response



GASKET	MEMBRANE	BASKET	WEIGHT	REMARKS
-	Paper	Metal		Wide band

PACKAGING	SPECIFICATIONS	
Carton size:	340*280*380mm	
Qty/Carton:	500	
Gross Weight:	11.5Kg	

Mechanical Drawings



Part n°

SOC40S09D4

REV	DATE	SHEET	RoHS Compliance
0.2	01/08/2017	1 of 1	Yes